

















## PowerMate® CT System Board Configuration

### Jumper Settings

<b>Front USB Device Wakeup</b>		Factory setting. Disables system wakeup by USB device.		Enables system wakeup by USB device.
<b>Rear USB Device Wakeup</b>		Factory setting. Enables system wakeup via rear USB port.		Disables system wakeup via rear USB port.
<b>USB Port Selection</b>		Factory setting. Enables front USB port and rear USB port.		Disables front USB port and enables rear USB port.
<b>PS/2 Keyboard at Power On</b>		Factory setting. Disables keyboard at power on.		Enables keyboard at power on.
<b>Save to RAM</b>		Factory setting. Enables Suspend mode Save to RAM (STR) function		Disables Save to RAM function.
<b>CMOS Clear</b>		Factory setting. Sets normal operation.		Clears CMOS with power off. Return jumper to pins 2 and 3 before powering system on.
<b>Caution:</b> To prevent damage to the system board, avoid clearing CMOS while power is on.				
<b>BIOS Recovery</b>		Factory setting. Sets normal operation.		Restores Safe BIOS settings.
To enable BIOS recovery, remove the jumper. Wait 10 seconds. Replace the jumper on pins 1 and 2.				
<b>Audio Modem Riser</b>		Factory setting. Enables onboard audio.		Disables onboard audio (AMR sound card installed).

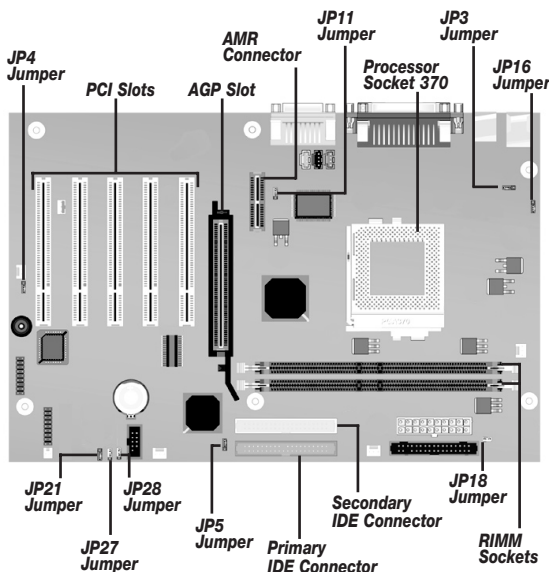
### ⚠ WARNING

Turn off and unplug the system unit before adding options or changing jumper settings.

**Note:** See your *PowerMate CT User's Guide* for detailed option installation information.

### Memory Upgrade

- Maximum memory supported: 512 MB; minimum: 32 MB.
- System supports 184-pin, 64-, 128-, and 256-MB PC700 and PC800 ECC DRAM modules.
- Memory size and speed can vary between sockets.
- Continuity module in socket 2 required when one RDRAM module is installed.



Website: [www.nec-computers.com](http://www.nec-computers.com)  
 Technical Support: 800-632-4525

# NEC

405-00123-000